

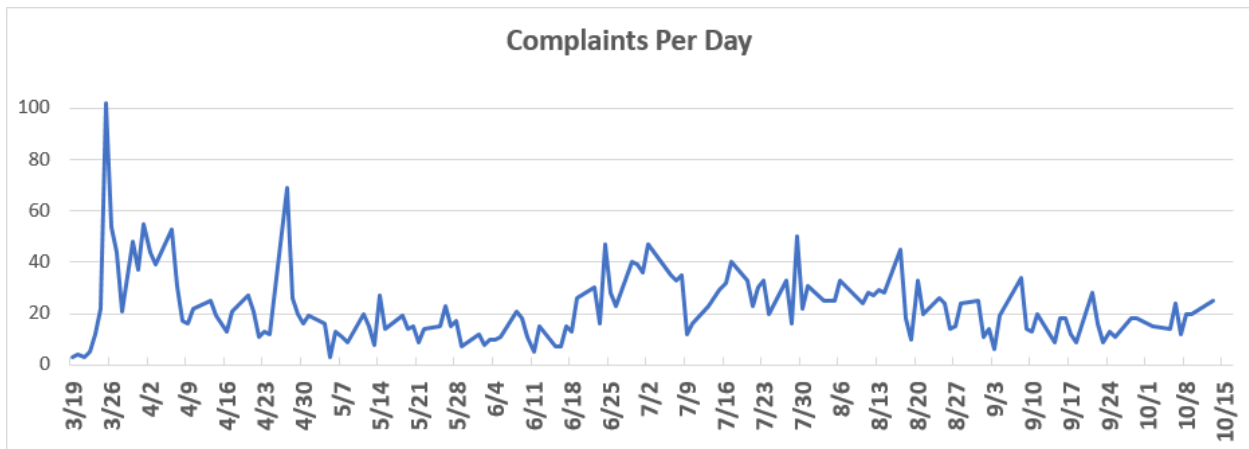


County of San Luis Obispo COVID-19 Enforcement Report

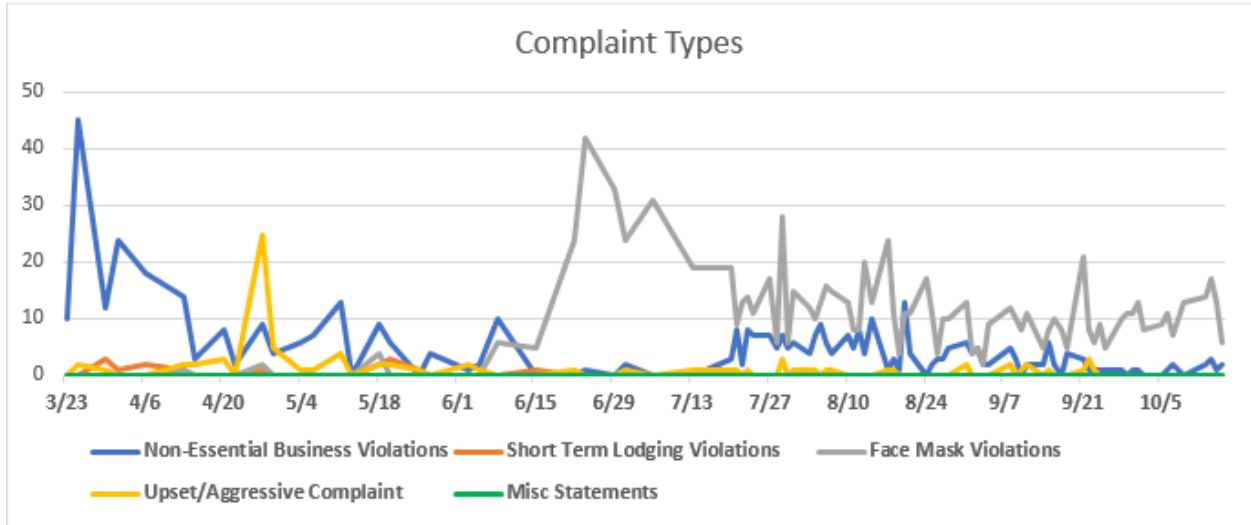
Executive Summary

10/19/20

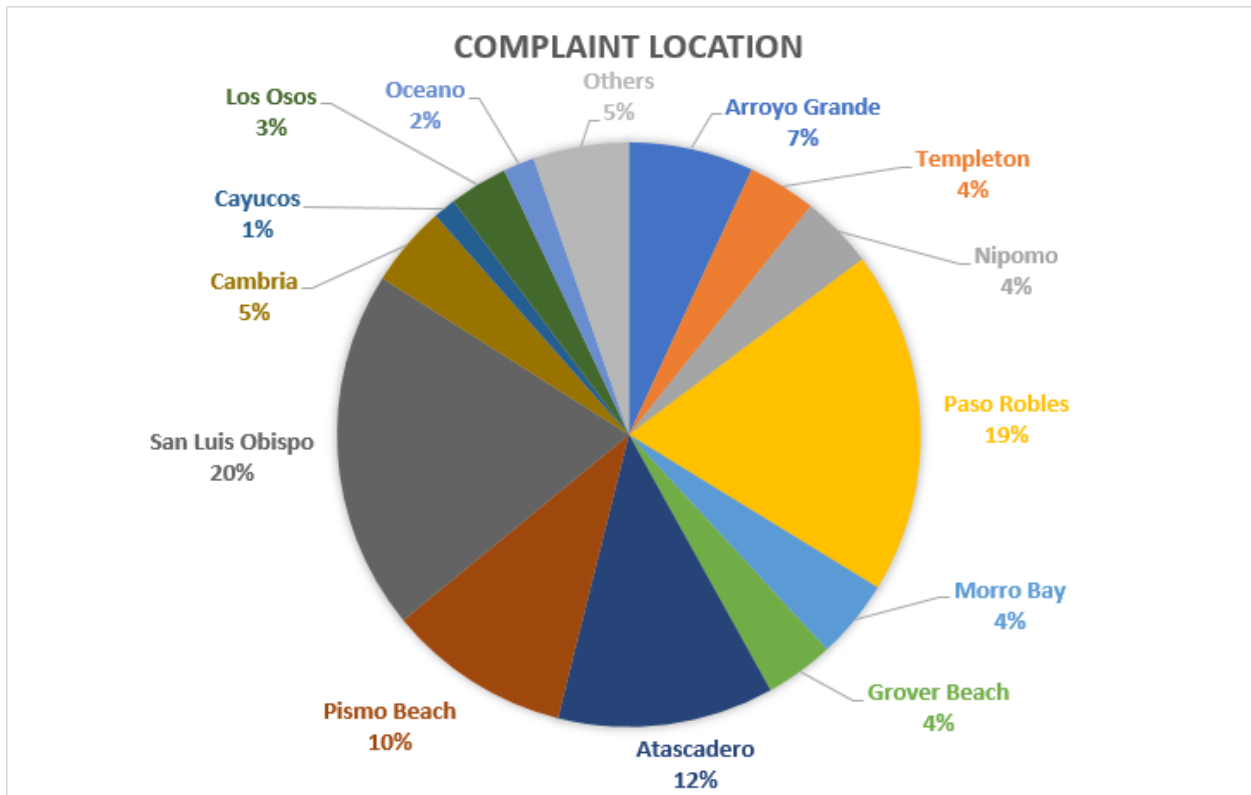
- Total complaints received by the COVID-19 Enforcement line between 3/24 to 10/19: **3408**
- Complaints are tracked based on location, type and name of business, and violation type. Code Enforcement staff calls each business when two or more complaints have been received or when they have become aware of a violation through web research (e.g., live music advertised). Environmental Health and the Sheriff's Office are also involved in verifying compliance by visiting businesses during their normal course of inspections and patrols. Complaints are forwarded to the incorporated cities each night for enforcement within city limits. Enforcement focuses on voluntary compliance. Continued violations which pose a serious threat to public health and safety may be subject to misdemeanor charges, fines, Directed Orders (to come into compliance), and/or Temporary Restraining Orders.

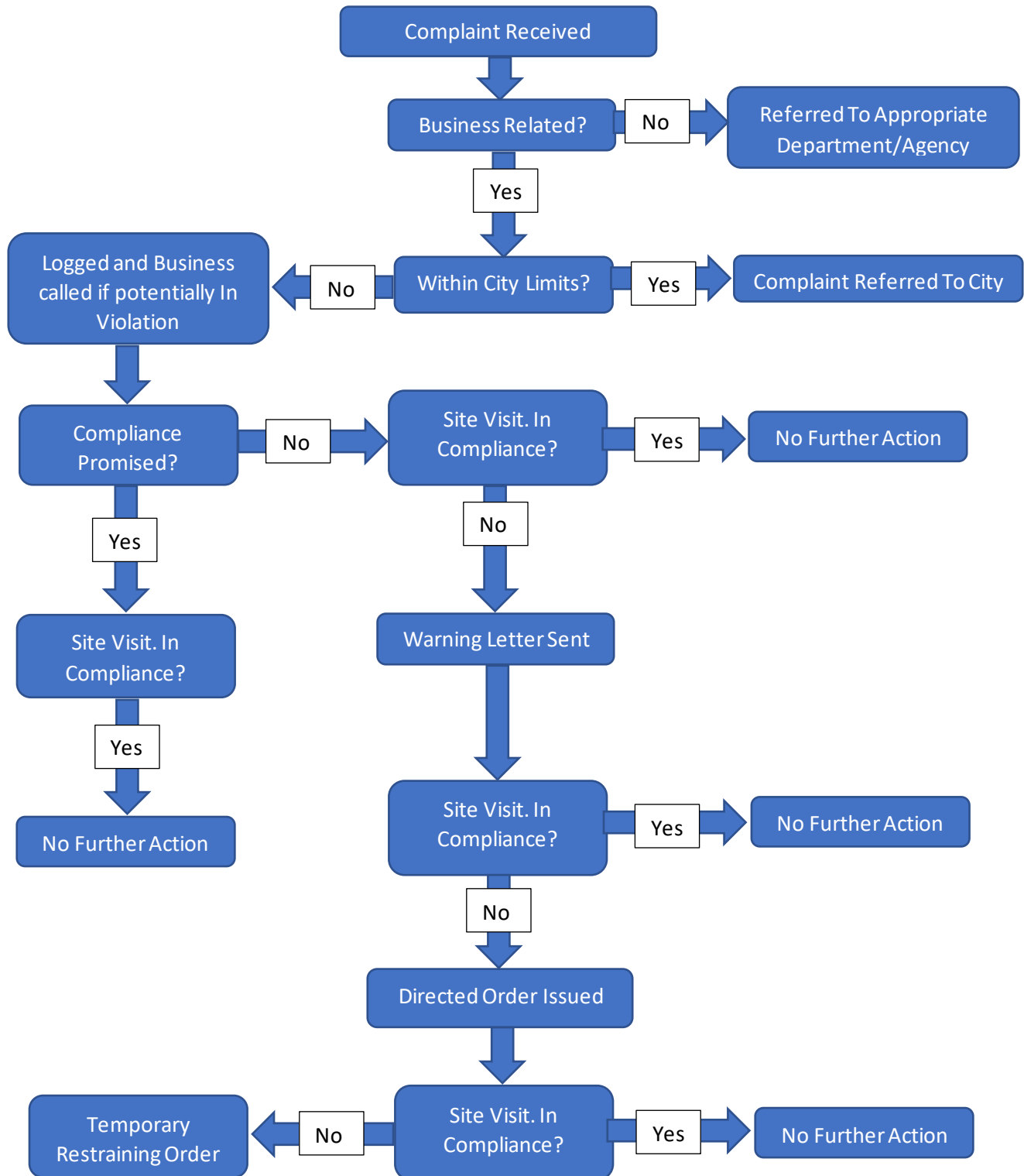


Note: The large spike in March was caused by the County's initial announcement of the COVID-19 complaint line. The spike in early May was caused by the County's hotel occupancy order. The consistent rise in complaints in early July is related to the state mask order and the county being placed on the state monitoring list.



Note: The types of complaints received has changed and evolved over time due to changing local and state orders. The above graph shows a sample of days over the course of the COVID-19 pandemic.







Weekend Inspections

- Due to the nature of some of the businesses that complaints are received, weekend inspections have been required. Businesses such as hotels, restaurants, bars, etc. all can be significantly busier on weekends.

Note: Non-compliant businesses are given verbal notice or a letter explaining the requirements of the State and local orders

July – October

Total inspected	Compliant	Non-Compliant/ Warning Given
901	815	86



ENVIRONMENTAL HEALTH SERVICES DIVISION

COVID-19 SUMMARY ACTIVITIES REPORT

October 19, 2020

Calls, Tele-Consultations, Operational Surveys, and Virtual Inspections

(Teleconsultations March Through May; Virtual Inspections – May and June; Onsite Surveys/Consultations March Through Present)

- **Body Art:** 57 Body Art Facilities notified of the new requirements, 2 on-site operational surveys/consultations.
- **Retail Food Facilities:** 1754 tele-consultation surveys, 1655 on-site operational surveys/consultations, and 55 virtual inspections were conducted with retail food facilities.
- **Public Swimming Pools:** 252 tele-consultations and 490 on-site operational surveys/consultations conducted.
- **Gas Stations:** Teleconsultations with 104 gas station/retail minimarkets and 69 on-site operational surveys/consultations were conducted.
- **Hazardous Materials Facilities:** 328 tele-consultations and 458 on-site operational surveys/consultations were conducted.



Sheriff's Office

Sheriff's Office Deputies routinely conduct compliance checks during "open call" periods on each shift. These open call periods are typically from 11:00am to 4:00pm each day, but vary depending on the "beat" and other demands.

July 2020

Deputies have been conducting business compliance checks. During the month of July, a total of **594** compliance site checks and a finding of **99%** compliance was determined. Those businesses not in compliance were instructed to come into compliance within a reasonable time frame and additional site checks would be conducted to ensure compliance.

August 2020

Deputies have been conducting business compliance checks. During the month of August, a total of **1173** compliance site checks were conducted and a finding of **100%** compliance was determined. Those businesses not in compliance were instructed to come into compliance within a reasonable time frame and additional site checks would be conducted to ensure compliance.

September 2020

Deputies have been conducting business compliance checks. During the month of August, a total of **255** compliance site checks were conducted and a finding of **99%** compliance was determined. Those businesses not in compliance were instructed to come into compliance within a reasonable time frame and additional site checks would be conducted to ensure compliance.



Incorporated City Enforcement information

As of 9/14/20

- **Arroyo Grande**
 - No formal enforcement conducted. Voluntary compliance substantially achieved.
- **Atascadero**
 - No formal enforcement conducted. Voluntary compliance substantially achieved.
- **Grover Beach**
 - \$100 citation issued for lack of face coverings
- **Morro Bay**
 - 12 citations issued for lack of social distancing/ignoring road closures intended to limit large groups of people gathering.
 - 3 written warnings
- **Paso Robles**
 - No formal enforcement conducted. Voluntary compliance substantially achieved.
- **Pismo Beach**
 - No formal enforcement conducted. Voluntary compliance substantially achieved.
- **San Luis Obispo**
 - 3 \$1000 citations for lack of social distancing and/or face coverings